

HEADLINE: STAFF DIRECTORY – DE-CLUTTERING

The Need

More often than not, we hear from nearly every organisation using SharePoint that they are interested in creating a single, easy place to access information of all employees.

Our solution

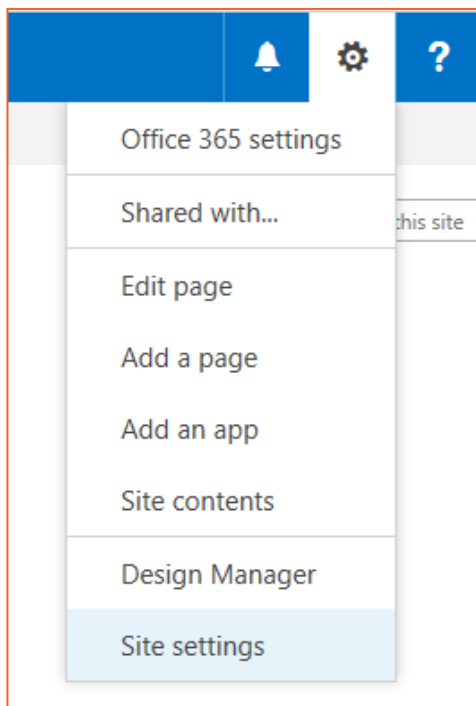
We have created a simple solution, leveraging SharePoint Online custom lists to store employee's information with the idea of share control with end users to arrange, sort or hide information as needed.

Our source of information of employees, in this example is AD and use PowerShell script to make sure all changes in AD are synchronised with SharePoint Online list. This synch will be unidirectional from AD to SharePoint Online as we don't want to allow end users to make changes in employee information in SharePoint Online list.

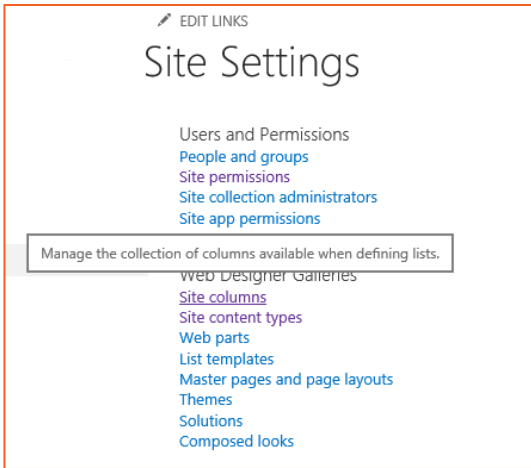
Creating the Site columns

First step is to create site columns in SharePoint Online and the selection criteria based on attributes of user in AD.

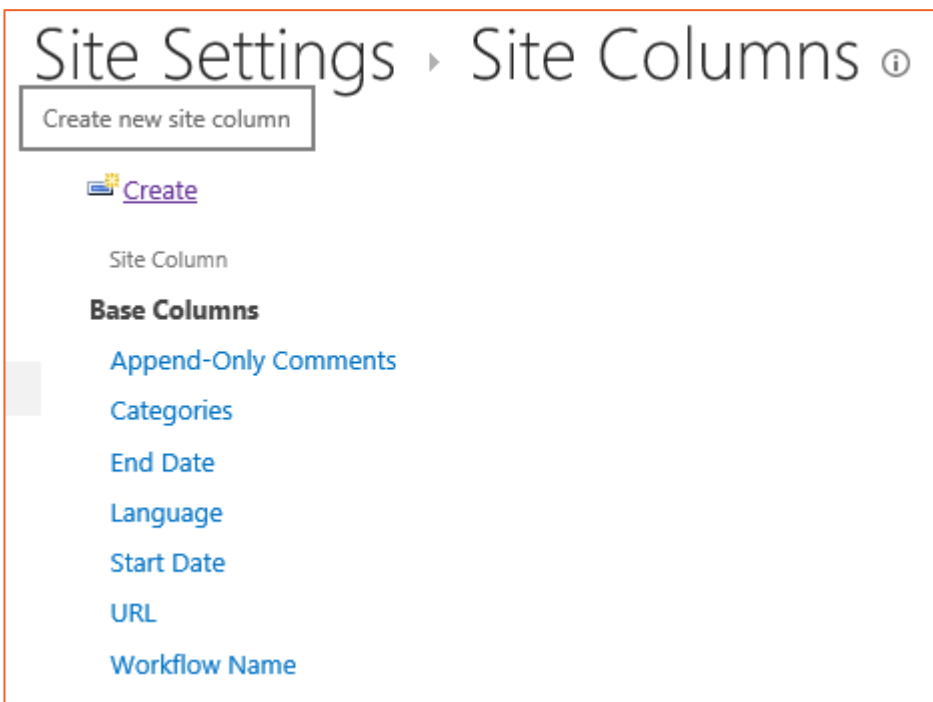
Go to SharePoint Online and "Site Settings"



Click on "Site Columns" under "Web Designer Galleries"



Click on "Create" to create new site column



Enter column name. In our example, it is *FirstName*.

Select “Single Line of Text” as type and under “Group”, select “New Group” and enter “Employee Directory” and click “OK”

Site Columns ▸ Create Column ⓘ

Name and Type

Type a name for this column, and select the type of information you want to store in the column.

Column name:

Group

Specify a site column group. Categorizing columns into groups will make it easier for users to find them.

The type of information in this column is:

- Single line of text
- Multiple lines of text
- Choice (menu to choose from)
- Number (1, 1.0, 100)
- Currency (\$, ¥, €)
- Date and Time
- Lookup (information already on this site)
- Yes/No (check box)
- Person or Group
- Hyperlink or Picture
- Calculated (calculation based on other columns)
- Task Outcome
- Full HTML content with formatting and constraints for publishing
- Image with formatting and constraints for publishing
- Hyperlink with formatting and constraints for publishing
- Summary Links data
- Rich media data for publishing
- Managed Metadata

Additional Column Settings

Specify detailed options for the type of information you selected.

Put this site column into:

Existing group:

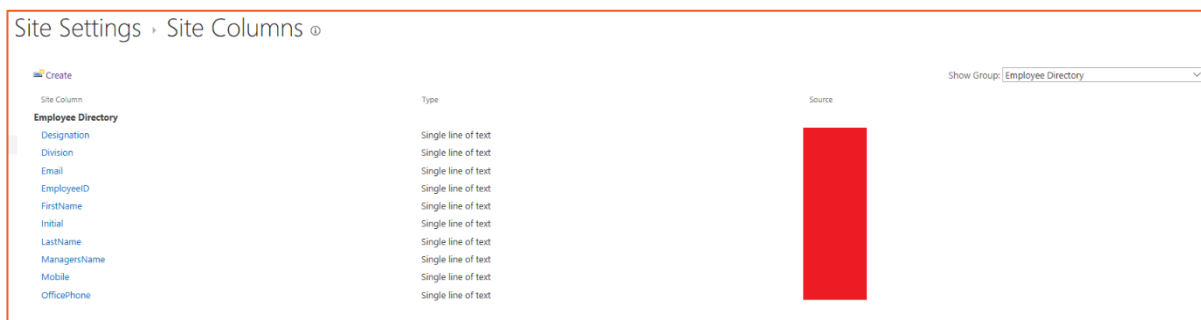
New group:

Description:

Repeat above steps to create site columns for user's attribute mentioned below and make sure to select "Employee Directory" as group instead of creating new group.

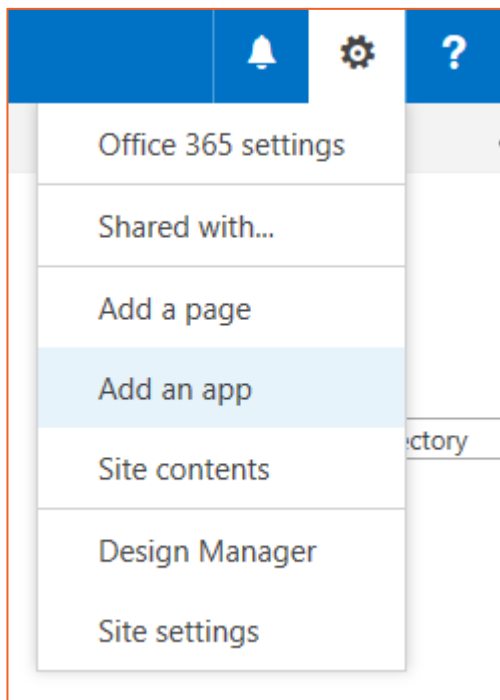
- LastName – Type – Single line of text
- Initial– Type – Single line of text
- Email – Type – Hyperlink or Picture
- Designation – Type – Single line of text
- Division – Type – Single line of text
- ManagersName – Type – Single line of text
- OfficePhone – Type – Single line of text
- Mobile – Type – Single line of text
- EmployeeID – Type – Single line of text

Once all site columns are created, group "Employee Directory" will look something like:

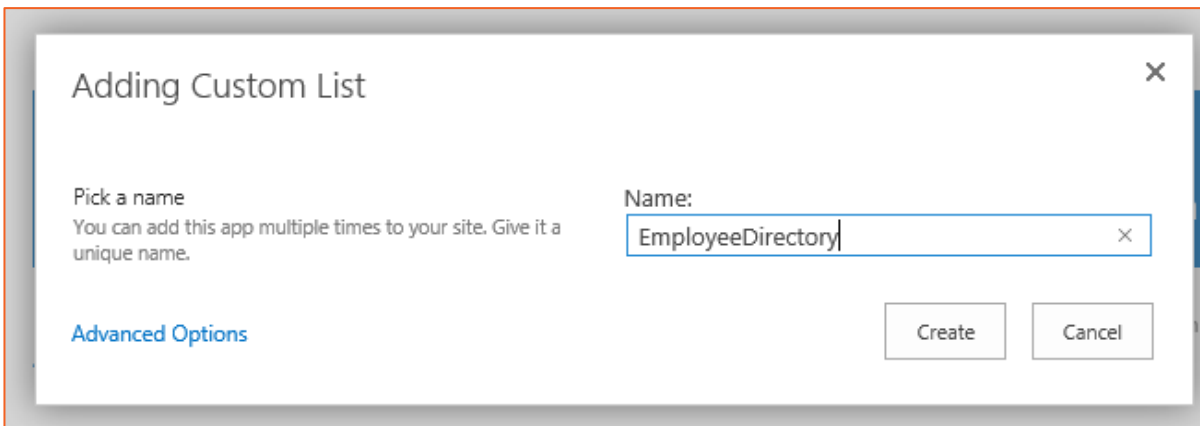
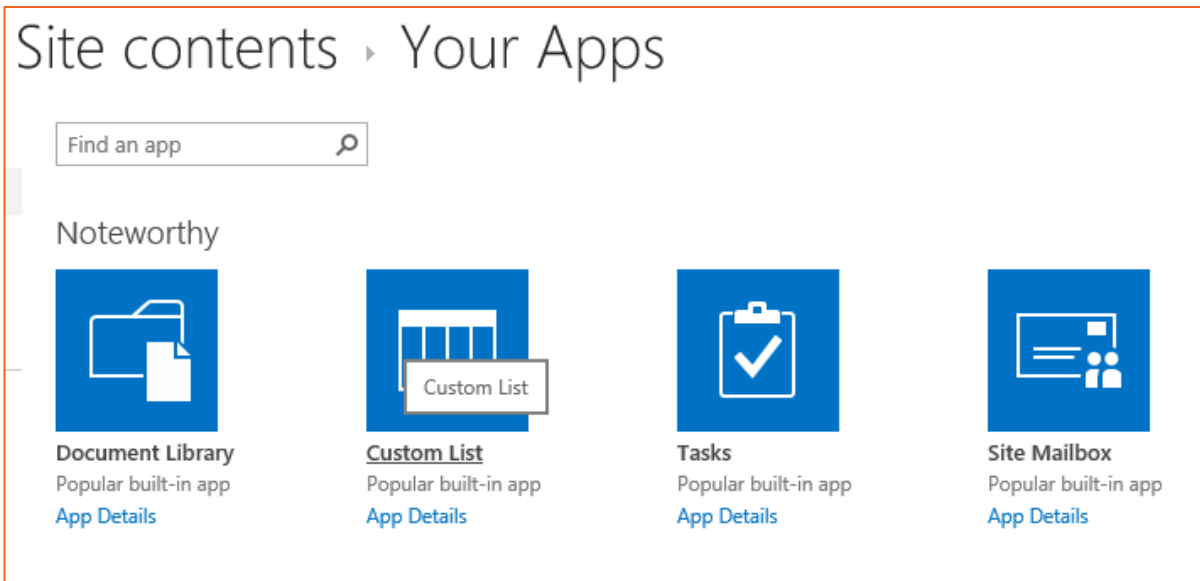


Creating a Custom list

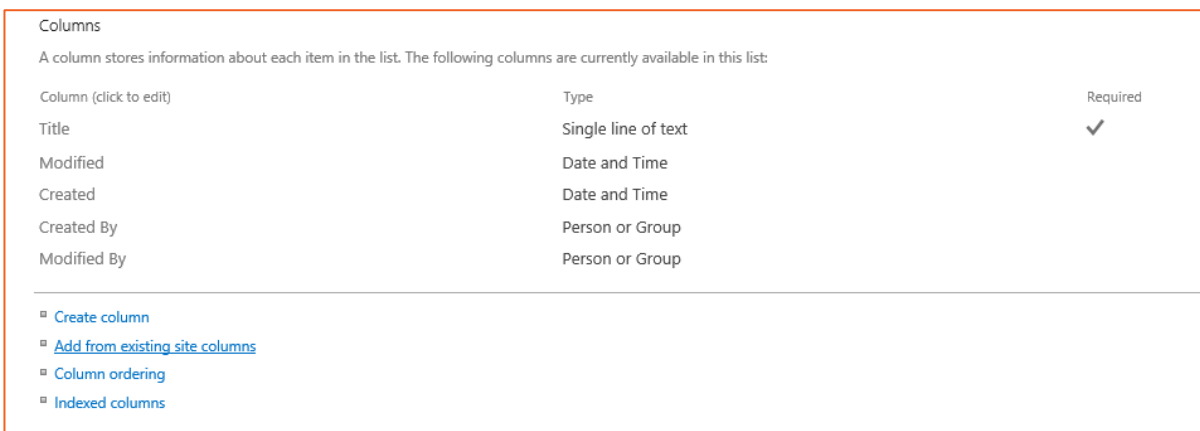
Next step is to create custom list. Click on "Add an app"



Select “Custom List”. Specify name of the custom list to “Employee Directory”



Go to “Employee Directory” list settings and click “Add from existing site columns”



Select group “Employee Directory” and add all columns.

Settings > Add Columns from Site Columns ⓘ

Select Columns
Select which site columns to add to this list.

Select site columns from:
Employee Directory

Available site columns:

Add >

< Remove

Columns to add:

- Designation
- Division
- Email
- EmployeeID
- FirstName
- Initial
- LastName
- ManagersName

Description:
None

Group: Employee Directory

Options

Add to default view

OK Cancel

Great!

So far, we have created site columns and added the site columns in custom list....let’s get into the fun bit :-)

The PowerShell script

Next step is to create PowerShell script. We have divided PowerShell script into two different scripts:

- First script will run and get data from AD and sync with SharePoint Online list “Employee Directory”
- Second script gets disable users (employees) from AD and delete them from SharePoint Online list “Employee Directory”

- 1 Let’s start with first script. We have divided script in three functions: First for logging, second for getting the data from AD and third for synch’ing users (employees) data with SharePoint Online list “Employee Directory”

- A The Function below log script progress and you need to specify `LogPath` although, we also specified path when logging:

```
function Write-Log{
    [CmdletBinding()]
    Param
    (
        [Parameter(Mandatory=$true,
                    ValueFromPipelineByPropertyName=$true)]
        [ValidateNotNullOrEmpty()]
        [Alias("LogContent")]
        [string] $Message,

        [Parameter(Mandatory=$false)]
        [Alias('LogPath')]
        [string] $Path='C:\ED\EmployeeDirectory.log',

        [Parameter(Mandatory=$false)]
        [ValidateSet("Error", "Warn", "Info")]
        [string] $Level="Info"
    )

    Begin{
    }
    Process{
        # If attempting to write to a log file in a folder/path that doesn't exist
        # create the file including the path.
        if (!(Test-Path $Path))
        {
            $NewLogFile = New-Item $Path -Force -ItemType File
        }
        # Format Date for our Log File
        $FormattedDate = Get-Date -Format "yyyy-MM-dd HH:mm:ss"

        # Write message to error, warning, or verbose pipeline and specify
        $LevelText
        switch ($Level) {
            'Error' {
                Write-Error $Message
                $LevelText = 'ERROR:'
            }
            'Warn' {
                Write-Warning $Message
                $LevelText = 'WARNING:'
            }
            'Info' {
                Write-Verbose $Message
                $LevelText = 'INFO:'
            }
        }

        # write log entry to $Path
        "$FormattedDate $LevelText $Message" | Out-File -FilePath $Path -Append
    }
    End{
    }
}
}
```

- B The Function below gets data from AD. You need to specify values of two parameter based upon environment. One is `-SearchBase` and other is `-Server`. Your IT can help on this.

```
function GetUserFromAD{
    $EmployeeDirectory = Get-ADUser -filter 'enabled -eq $True'
    -Properties
        displayname,
        initials,
        employeeid,
        department,
        description,
        officephone,
        othertelephone,
        mail,
        office,
        extensionAttribute13,
        whenchanged,
        mobile,
        manager,
        postalCode
    -SearchBase "OU=General,OU=Standard Accounts,OU=Standard,DC=XXXX,DC=XXXXXX,DC=com"
    -Server xxxxxx | where $_.employeeid -gt "" |
    Select-Object
        DisplayName,
        enabled,
        Surname,
        GivenName,
        Initials,
        Department,
        EmployeeID,
        UserPrincipalName,
        OfficePhone,
        mobile,
        manager,
        whenchanged,
    @{expression={$_.otherTelephone};label="Extension";}
    return $EmployeeDirectory
}
```

- C This third Function will synch employee information retrieved from above function with SharePoint Online list "Employee Directory". You need to specify
- I Update log file path - `$LogFile`
 - II Make sure that `Microsoft.SharePoint.Client.dll` and `Microsoft.SharePoint.Client.Runtime.dll` are at path `C:\Program Files\Common Files\Microsoft Shared\Web Server Extensions\16\ISAPI\`
 - III Find `$Login` and `$Password` and update with your login and password for SharePoint Online site
 - IV Find statement `$totaltime.days -le 2`. This condition specific number of days to look for changes in attributes of user AD profile
 - V Used regex to find manager name - `$row.Manager, '\=([^\=]*)\,'.Groups[1].value.Trim()`. Please update accordingly.

```
function UploadToEmployeeDirectory{
    [CmdletBinding()]
    param(
        [Parameter(Mandatory=$true,
            ValueFromPipeline=$true,
            ValueFromPipelineByPropertyName=$true)]
        [String]
        $siteURL,
        [Parameter(Mandatory=$true,
```



```

        ValueFromPipeline=$true,
        ValueFromPipelineByPropertyName=$true)]
    [String]
    $EDListName
)
Begin{
    Add-Type -Path "C:\Program Files\Common Files\Microsoft Shared\Web Server
Extensions\16\ISAPI\Microsoft.SharePoint.Client.dll"
    Add-Type -Path "C:\Program Files\Common Files\Microsoft Shared\Web Server
Extensions\16\ISAPI\Microsoft.SharePoint.Client.Runtime.dll"

    #create log file
    $LogFileName = Get-Date -Format "yyyy-MM-dd HH-mm-ss"
    $LogFile = 'C:\ED\EmployeeDirectory_' + $LogFileName + '.log'
    $LogFilePath = $LogFile

    #Creating Data Table
    $dtTable = New-Object System.Data.DataTable
    $col1 = New-Object System.Data.DataColumn Title,([string])
    $col2 = New-Object System.Data.DataColumn SurName,([string])
    $col3 = New-Object System.Data.DataColumn GivenName,([string])
    $col4 = New-Object System.Data.DataColumn Initials,([string])
    $col5 = New-Object System.Data.DataColumn Department,([string])
    $col6 = New-Object System.Data.DataColumn Position,([string])
    $col7 = New-Object System.Data.DataColumn EmployeeID,([string])
    $col8 = New-Object System.Data.DataColumn eMail,([string])
    $col9 = New-Object System.Data.DataColumn OfficePhone,([string])
    $col10 = New-Object System.Data.DataColumn Mobile,([string])
    $col11 = New-Object System.Data.DataColumn Manager,([string])
    $col12 = New-Object System.Data.DataColumn ItemID,([string])

    $dtTable.Columns.Add($col1);
    $dtTable.Columns.Add($col2);
    $dtTable.Columns.Add($col3);
    $dtTable.Columns.Add($col4);
    $dtTable.Columns.Add($col5);
    $dtTable.Columns.Add($col6);
    $dtTable.Columns.Add($col7);
    $dtTable.Columns.Add($col8);
    $dtTable.Columns.Add($col9);
    $dtTable.Columns.Add($col10);
    $dtTable.Columns.Add($col11);
    $dtTable.Columns.Add($col12);
}
process{
    # Starting Log
    Write-Log -Message 'Script Started ... ' -Path $LogFilePath

    #Retrieving user data from AD
    Write-Log -Message "Retrieving user data from AD" -Path $LogFilePath
    try
    {
        $tblData = GetUserFromAD
    }
    catch [Exception]
    {
        Write-Log -Message "Not able to retrieve user data from AD" -Path
$LogFilePath -Level Error
        Write-Log -Message "Terminating script" -Path $LogFilePath -Level Error
        $strException = $_.Exception
        Write-Log -Message "Exception - $strException" -Path $LogFilePath -Level
Error
        Exit
    }
    Write-Log -Message "Retrieved user data from AD" -Path $LogFilePath

    #Read password and key
    try
    {
        $Login = 'XXXXXX@XXXXXXX.com'
        $Password = "XXXXXXXX"
        $Password1 = ConvertTo-SecureString $Password -AsPlainText -Force
    }
}

```

```

catch [Exception]
{
    Write-Log -Message "Terminating script" -Path $LogFilePath -Level Error
    $strException = $_.Exception
    Write-Log -Message "Exception - $strException" -Path $LogFilePath -Level
Error
    Exit
}
Write-Log -Message "Retrieved password from file" -Path $LogFilePath

#Getting Context of site collection
try
{
    $Context = New-Object Microsoft.SharePoint.Client.ClientContext($siteURL)
    $Creds = New-Object
Microsoft.SharePoint.Client.SharePointOnlineCredentials($Login,$Password1)
    $Context.Credentials = $Creds
}
catch [Exception]
{
    Write-Log -Message "Not able to get Context of SharePoint Online" -Path
$LogFilePath -Level Error
    Write-Log -Message "Terminating script" -Path $LogFilePath -Level Error
    $strException = $_.Exception
    Write-Log -Message "Exception - $strException" -Path $LogFilePath -Level
Error
    Exit
}
Write-Log -Message "Site Collection Context Obtained" -Path $LogFilePath

#Get Employee Directory
try
{
    $PDLList = $Context.Web.Lists.GetByTitle($EDListName)
    $Context.Load($PDLList)
    $Context.ExecuteQuery()
    Write-Log -Message 'SharePoint Employee Directory List loaded' -Path
$LogFilePath
}
catch [Exception]
{
    Write-Log -Message "Not able to list Policy Directory List form SharePoint
Online" -Path $LogFilePath -Level Error
    Write-Log -Message "Terminating script" -Path $LogFilePath -Level Error
    $strException = $_.Exception
    Write-Log -Message "Exception - $strException" -Path $LogFilePath -Level
Error
    Exit
}
Write-Log -Message "Employee Directory context obtained" -Path $LogFilePath

#Download all items from Employee Directory
try
{
    $qry = New-Object Microsoft.SharePoint.Client.CamlQuery
    $qry.ViewXml = "<view><Query><where></where><OrderBy></OrderBy></Query>" +
        "<ViewFields>" +
        "<FieldRef Name='Title' /> " +
        "<FieldRef Name='LastName' /> " +
        "<FieldRef Name='FirstName' /> " +
        "<FieldRef Name='Initial' /> " +
        "<FieldRef Name='Division' /> " +
        "<FieldRef Name='Designation' /> " +
        "<FieldRef Name='EmployeeID' /> " +
        "<FieldRef Name='Email' /> " +
        "<FieldRef Name='OfficePhone' /> " +
        "<FieldRef Name='Mobile' /> " +
        "<FieldRef Name='ManagersName' /> " +
        "</ViewFields>" +
        "</view>"

    $items = $PDLList.GetItems($qry)
    $Context.Load($items)
    $Context.ExecuteQuery()
}
catch [Exception]

```

```

    {
        Write-Log -Message "Not able to get all list items from Employee Directory"
        -Path $LogFilepath -Level Error
        Write-Log -Message "Terminating script" -Path $LogFilepath -Level Error
        $strException = $_.Exception
        Write-Log -Message "Exception - $strException" -Path $LogFilepath -Level
Error
        Exit
    }
    Write-Log -Message "All Items from Employee Directory retrieved" -Path
$LogFilepath

    #Populating DataTable from Employee Directory List Items
    try
    {
        foreach($item in $items)
        {
            $row = $dtTable.NewRow()
            $row.Title =
if([string]::IsNullOrEmpty($item["Title"])){"####"}else{$item["Title"]}
            $row.SurName =
if([string]::IsNullOrEmpty($item["SurName"])){"####"}else{$item["LastName"]}
            $row.GivenName =
if([string]::IsNullOrEmpty($item["GivenName"])){"####"}else{$item["FirstName"]}
            $row.Initials =
if([string]::IsNullOrEmpty($item["Initials"])){"####"}else{$item["Initial"]}
            $row.Department =
if([string]::IsNullOrEmpty($item["ol_Department"])){"####"}else{$item["Division"]}
            $row.Position =
if([string]::IsNullOrEmpty($item["Position"])){"####"}else{$item["Designation"]}
            $row.EmployeeID = $item["EmployeeID"]
            $row.OfficePhone =
if([string]::IsNullOrEmpty($item["OfficePhone"])){"####"}else{$item["OfficePhone"]}
            $row.Mobile =
if([string]::IsNullOrEmpty($item["Mobile"])){"####"}else{$item["Mobile"]}
            $row.eMail = $item["Email"].Description
            $row.Manager =
if([string]::IsNullOrEmpty($item["ManagersName"])){"####"}else{$item["ManagersName"]}
            $row.ItemID = $item["ID"]
            $dtTable.Rows.Add($row)
        }
    }
    catch [Exception]
    {
        Write-Log -Message "Not able to populate data table from Employee Directory
List items" -Path $LogFilepath -Level Error
        Write-Log -Message "Terminating script" -Path $LogFilepath -Level Error
        $strException = $_.Exception
        Write-Log -Message "Exception - $strException" -Path $LogFilepath -Level
Error
        Exit
    }
    Write-Log -Message "Data Table populated from Employee Directory List Items" -
Path $LogFilepath

    #Entry to log file
    $startTime = Get-Date
    Write-Log -Message "Loop start Time $startTime" -Path $LogFilepath

    foreach ($row in $tblData)
    {
        $totaltime = NEW-TIMESPAN -Start $row.whenchanged -End $startTime
        if ($totaltime.Days -le 2)
        {
            $strEmployeeID = "EmployeeID='" + $row.EmployeeID + ""
            $dtrow = $dtTable.Select("EmployeeID='" + $row.EmployeeID +
""")

            if($dtrow.Count -eq 1)
            {
                $strRowTitle =
if([string]::IsNullOrEmpty($row.DisplayName)){"####"}else{$row.DisplayName}
                $strRowSurName =
if([string]::IsNullOrEmpty($row.SurName)){"####"}else{$row.LastName}
                $strRowGivenName =
if([string]::IsNullOrEmpty($row.GivenName)){"####"}else{$row.FirstName}
                $strRowInitials =
if([string]::IsNullOrEmpty($row.Initials)){"####"}else{$row.Initial}

```

```

        $strRowDepartment =
if([string]::IsNullOrEmpty($row.Department)){"####"}else{$row.Division}
        $strRowDescription =
if([string]::IsNullOrEmpty($row.Description)){"####"}else{$row.Designation}
        $strRowOfficePhone =
if([string]::IsNullOrEmpty($row.OfficePhone )){"####"}else{$row.OfficePhone }
        $strRowMobile = if([string]::IsNullOrEmpty($row.mobile
    )){"####"}else{$row.mobile }
        $strManager =
if([string]::IsNullOrEmpty($row.Manager)){"####"}else{[regex]::Matches($row.Manager,
'\s*([^\s=]*)\s',').Groups[1].Value.Trim()}

        if(
            ($strRowTitle -eq $dtrow.Title) -and
            ($strRowSurName -eq $dtrow.LastName) -and
            ($strRowGivenName -eq $dtrow.FirstName) -and
            ($strRowInitials -eq $dtrow.Initial) -and
            ($strRowDepartment -eq $dtrow.Division) -and
            ($strRowDescription -eq $dtrow.Designation) -and
            ($row.EmployeeID -eq $dtrow.EmployeeID) -and
            ($strRowOfficePhone -eq $dtrow.OfficePhone) -and
            ($strRowMobile -eq $dtrow.mobile) -and
            ($row.UserPrincipalName -eq $dtrow.Email) -and
            ($strManager -eq $dtrow.Manager)
        )
        {
            $days = $totaltime.Days
            Write-Log -Message "Ignoring $row.DisplayName as all
values are same although updated $days days ago" -Path $LogFilepath
        }
        else
        {
            Write-Log -Message "Updating $row.DisplayName" -Path
$LogFilepath

            try
            {
                $spListItem = $PDLList.GetItemById($dtrow.ItemID)
                $spListItem["Title"]=$row.DisplayName
                $spListItem["LastName"]=$row.LastName
                $spListItem["FirstName"]=$row.FirstName
                $spListItem["Initial"]=$row.Initial
                $spListItem["Division"]=$row.Division
                $spListItem["Designation"]=$row.Designation
                $spListItem["EmployeeID"]=$row.EmployeeID
                $spListItem["Email"]="mailto:" +
$row.UserPrincipalName + ", " + $row.UserPrincipalName
                $spListItem["OfficePhone"]=$row.OfficePhone
                $spListItem["Mobile"]=$row.mobile
                $spListItem["ManagersName"]=$strManager
                $spListItem.Update()
                $Context.ExecuteQuery()
            }
            catch [Exception]
            {
                #log exception
                Write-Log -Message "Not able to update user data
for $row.DisplayName" -Path $LogFilepath -Level Error
                $strException = $_.Exception
                Write-Log -Message "Exception - $strException" -
Path $LogFilepath -Level Error
            }
        }
        else
        {
            Write-Log -Message "Adding $row.DisplayName" -Path
$LogFilepath

            try
            {
                $strManager =
if(![string]::IsNullOrEmpty($row.Manager)){[regex]::Matches($row.Manager,
'\s*([^\s=]*)\s',').Groups[1].Value.Trim()}
                $spListItemCreationInformation = New-Object
Microsoft.SharePoint.Client.ListItemCreationInformation
                $spListItem=$PDLList.AddItem($spListItemCreationInformation)
                $spListItem["Title"]=$row.DisplayName
                $spListItem["LastName"]=$row.Lastname

```

```

        $spoListItem["FirstName"]=$row.FirstName
        $spoListItem["Initials"]=$row.Initial
        $spoListItem["ol_Department"]=$row.Division
        $spoListItem["Designation"]=$row.Designation
        $spoListItem["EmployeeID"]=$row.EmployeeID
        $spoListItem["Email"]="mailto:" +
$row.UserPrincipalName + ", " + $row.UserPrincipalName
        $spoListItem["OfficePhone"]=$row.OfficePhone
        $spoListItem["Mobile"]=$row.mobile
        $spoListItem["ManagersName"]=$strManager
        $spoListItem.Update()
        $Context.ExecuteQuery()
    }
    Catch [Exception]
    {
        #log exception
        Write-Log -Message "Not able to add user data for
$row.DisplayName" -Path $LogFile -Level Error
        $strException = $_.Exception
        Write-Log -Message "Exception - $strException" -Path
$LogFile -Level Error
    }
}
else{
    $days = $totaltime.Days
    Write-Log -Message "Ignoring $row.DisplayName as last modified
$days days ago" -Path $LogFile
}
}

$endTime = Get-Date
$totallooptime = NEW-TIMESPAN -Start $startTime -End $endTime
Write-Log -Message "Loop End Time $endTime" -Path $LogFile
$strTotalTime = "Total Loop Time - " + $totallooptime.Hours + " hours, " +
$totallooptime.Minutes + " minutes and " + $totallooptime.Seconds + " seconds"
Write-Log -Message $strTotalTime -Path $LogFile
Write-Host "Total Time - " $totallooptime.Hours " hours, "
$totallooptime.Minutes " minutes and " $totallooptime.Seconds " seconds"
}
end{
    #Log end processing
    Write-Log -Message "Script ended" -Path $LogFile
}
}

```

- D Copy above three functions in same script file and start the script by calling function UploadToEmployeeDirectory with following parameters

```
UploadToEmployeeDirectory -siteURL "XXXXXXXX" -EDListName "Employee Directory"
```

2 The second script makes sure that users (employees) disabled in AD are removed from the Employee Directory. The structure of script is the same as first script, with three functions: First for logging, second for getting data from AD and third for deleting users (employees) from SharePoint Online list "Employee Directory".

A We will not go in details of the logging function as it is same as of first script

B In second function, we have change filter from 'enabled -eq \$True' to 'enabled -eq \$false'.

```
function GetUserFromAD{
    $employeeDirectory = Get-ADUser -filter 'enabled -eq $false'
    -Properties
        displayName,
        initials,
        employeeid,
        department,
        description,
        officephone,
        othertelephone,
        mail,
        office,
        extensionAttribute13,
        whenchanged,
        mobile,
        manager,
        postalCode
    -SearchBase "OU=General,OU=Standard
Accounts,OU=Standard,DC=XXXX,DC=XXXXXX,DC=com"
    -Server XXXXXX | where $_.employeeid -gt "" |
    select-object
        DisplayName,
        enabled,
        Surname,
        GivenName,
        Initials,
        Department,
        EmployeeID,
        UserPrincipalName,
        OfficePhone,
        mobile,
        manager,
        whenchanged,
        @{expression={$_.otherTelephone};label="Extension";}
    return $employeeDirectory
}
```

C Third function delete employee information retrieved from above function from SharePoint Online list "Employee Directory". You need to specify

I Update log file path - \$LogFile

II Make sure that

a. Microsoft.SharePoint.Client.dll

b. Microsoft.SharePoint.Client.Runtime.dll

are at path C:\Program Files\Common Files\Microsoft Shared\Web Server Extensions\16\ISAPI\

III Find \$Login and \$Password and update with your login and password for SharePoint Online site.

```
function RemoveDisableUsersFromEmployeeDirectory{
    [CmdletBinding()]
    param(
        [Parameter(Mandatory=$true,
ValueFromPipeline=$true,
ValueFromPipelineByPropertyName=$true)]
        [String]
        $siteURL,
        [Parameter(Mandatory=$true,
ValueFromPipeline=$true,
ValueFromPipelineByPropertyName=$true)]
```

```

[String]
$EDListName
)
Begin{
    Add-Type -Path "C:\Program Files\Common Files\Microsoft Shared\web Server
Extensions\16\ISAPI\Microsoft.SharePoint.Client.dll"
    Add-Type -Path "C:\Program Files\Common Files\Microsoft Shared\web Server
Extensions\16\ISAPI\Microsoft.SharePoint.Client.Runtime.dll"

    #create log file
    $LogFileName = Get-Date -Format "yyyy-MM-dd HH-mm-ss"
    $LogFile = 'C:\ED\EmployeeDirectory_' + $LogFileName + '.log'
    $LogFilePath = $LogFile

    #Creating Data Table
    $dtTable = New-Object System.Data.DataTable
    $col1 = New-Object System.Data.DataColumn EmployeeID, ([string])
    $col2 = New-Object System.Data.DataColumn ID, ([string])

    $dtTable.Columns.Add($col1);
    $dtTable.Columns.Add($col2);
}
process{
    # Starting Log
    Write-Log -Message 'Script Started ... ' -Path $LogFilePath

    #Retrieving user data from AD
    Write-Log -Message "Retrieving user data from AD" -Path $LogFilePath
    try
    {
        $tblData = GetUserFromAD
    }
    catch [Exception]
    {
        Write-Log -Message "Not able to retrieve user data from AD" -Path
$LogFilePath -Level Error
        Write-Log -Message "Terminating script" -Path $LogFilePath -Level Error
        $strException = $_.Exception
        Write-Log -Message "Exception - $strException" -Path $LogFilePath -Level
Error
        Exit
    }
    Write-Log -Message "Retrieved user data from AD" -Path $LogFilePath

    #Read password and key
    try
    {
        $Login = 'XXXXXX@XXXXXXX.com'
        $Password = "XXXXXXXX"
        $Password1 = ConvertTo-SecureString $Password -AsPlainText -Force
    }
    catch [Exception]
    {
        Write-Log -Message "Not able to open password or key files" -Path
$LogFilePath -Level Error
        Write-Log -Message "Terminating script" -Path $LogFilePath -Level Error
        $strException = $_.Exception
        Write-Log -Message "Exception - $strException" -Path $LogFilePath -Level
Error
        Exit
    }
    Write-Log -Message "Retrieved password from file" -Path $LogFilePath

    #Getting Context of site collection
    try
    {
        $Context = New-Object Microsoft.SharePoint.Client.ClientContext($siteURL)
        $Creds = New-Object
Microsoft.SharePoint.Client.SharePointOnlineCredentials($Login,$Password1)
        $Context.Credentials = $Creds
    }
    catch [Exception]

```

```

    {
        Write-Log -Message "Not able to get Context of SharePoint Online" -Path
$LogFilePath -Level Error
        Write-Log -Message "Terminating script" -Path $LogFilePath -Level Error
        $strException = $_.Exception
        Write-Log -Message "Exception - $strException" -Path $LogFilePath -Level
Error
        Exit
    }
    Write-Log -Message "Site Collection Context Obtained" -Path $LogFilePath

    #Get Employee Directory
    try
    {
        $PDLList = $Context.Web.Lists.GetByTitle($EDListName)
        $Context.Load($PDLList)
        $Context.ExecuteQuery()
        Write-Log -Message 'SharePoint Poeple Directory List loaded' -Path
$LogFilePath
    }
    catch [Exception]
    {
        Write-Log -Message "Not able to list Employee Directory List form
SharePoint Online" -Path $LogFilePath -Level Error
        Write-Log -Message "Terminating script" -Path $LogFilePath -Level Error
        $strException = $_.Exception
        Write-Log -Message "Exception - $strException" -Path $LogFilePath -Level
Error
        Exit
    }
    Write-Log -Message "Employee Directory context obtained" -Path $LogFilePath

    #Download all items from Employee Directory
    try
    {
        $qry = New-Object Microsoft.SharePoint.Client.CamlQuery
        $qry.ViewXml = "<View><Query><Where></Where><OrderBy></OrderBy></Query>" +
            "<ViewFields>" +
            "<FieldRef Name='EmployeeID' /> " +
            "</ViewFields>" +
            "</View>"

        $items = $PDLList.GetItems($qry)
        $Context.Load($items)
        $Context.ExecuteQuery()
    }
    catch [Exception]
    {
        Write-Log -Message "Not able to get all list items from Employee Directory"
-Path $LogFilePath -Level Error
        Write-Log -Message "Terminating script" -Path $LogFilePath -Level Error
        $strException = $_.Exception
        Write-Log -Message "Exception - $strException" -Path $LogFilePath -Level
Error
        Exit
    }
    Write-Log -Message "All Items from Employee Directory retrieved" -Path
$LogFilePath

    #Populating DataTable from Poeple Directory List Items
    try
    {
        foreach($item in $items)
        {
            $row = $dtTable.NewRow()
            $row.EmployeeID = $item["EmployeeID"]
            $row.ID = $item["ID"]
            $dtTable.Rows.Add($row)
        }
    }
    catch [Exception]
    {
        Write-Log -Message "Not able to populate data table from Peolple Directory
List itesm" -Path $LogFilePath -Level Error
        Write-Log -Message "Terminating script" -Path $LogFilePath -Level Error
        $strException = $_.Exception
    }

```



```

        Write-Log -Message "Exception - $strException" -Path $LogFilepath -Level
Error
        Exit
    }
    Write-Log -Message "Data Table populated from Employee Directory List Items" -
Path $LogFilepath

    #Entry to log file
    $startTime = Get-Date
    Write-Log -Message "Loop start Time $startTime" -Path $LogFilepath

    foreach ($row in $tblData)
    {
        $totaltime = NEW-TIMESPAN -Start $row.whenchanged -End $startTime
        $strEmployeeID = "EmployeeID='" + $row.EmployeeID + "'"
        $dtrow = $dtTable.Select("EmployeeID='" + $row.EmployeeID + "'")

        if ($dtrow.Count -eq 1)
        {
            Write-Log -Message "Deleting $row.DisplayName" -Path
$LogFilepath
            try
            {
                $listItem = $PDLList.GetItemById($dtrow.ID)
                $listItem.Recycle()
                $Context.ExecuteQuery()
                Write-Log -Message "Deleted Employee - $row.DisplayName
from Employee Directory" -Path $LogFilepath
            }
            catch [Exception]
            {
                #log exception
                Write-Log -Message "Not able to delete user $row.DisplayName
from Employee Directory" -Path $LogFilepath -Level Error
                $strException = $_.Exception
                Write-Log -Message "Exception - $strException" -Path
$LogFilepath -Level Error
            }
        }
        else
        {
            Write-Log -Message "Not able to delete user $row.DisplayName
from Employee Directory. User doesn't exist in Employee Directory" -Path $LogFilepath
        }
    }

    $endTime = Get-Date
    $totallooptime = NEW-TIMESPAN -Start $startTime -End $endTime
    Write-Log -Message "Loop End Time $endTime" -Path $LogFilepath
    $strTotalTime = "Total Loop Time - " + $totallooptime.Hours + " hours, " +
$totallooptime.Minutes + " minutes and " + $totallooptime.Seconds + " seconds"
    Write-Log -Message $strTotalTime -Path $LogFilepath
}
end{
    #Log end processing
    Write-Log -Message "Script ended" -Path $LogFilepath
}
}

```

- D Copy above three functions in same script file and start the script by calling the function *RemoveDisableUsersFromEmployeeDirectory* with following parameters:

```
RemoveDisableUsersFromEmployeeDirectory -siteURL "XXXXXXXXXX" -EDListName "Employee
Directory"
```

Once employee information is uploaded or synchronised with SharePoint list "Employee Directory", you can create and update views and arrange employee information as you need.

Like it? Let us know.

Follow us to see more tips and tricks in our next blog series....